

Market Focus

In this issue, we show results for the largest risk retention group in the education sector.

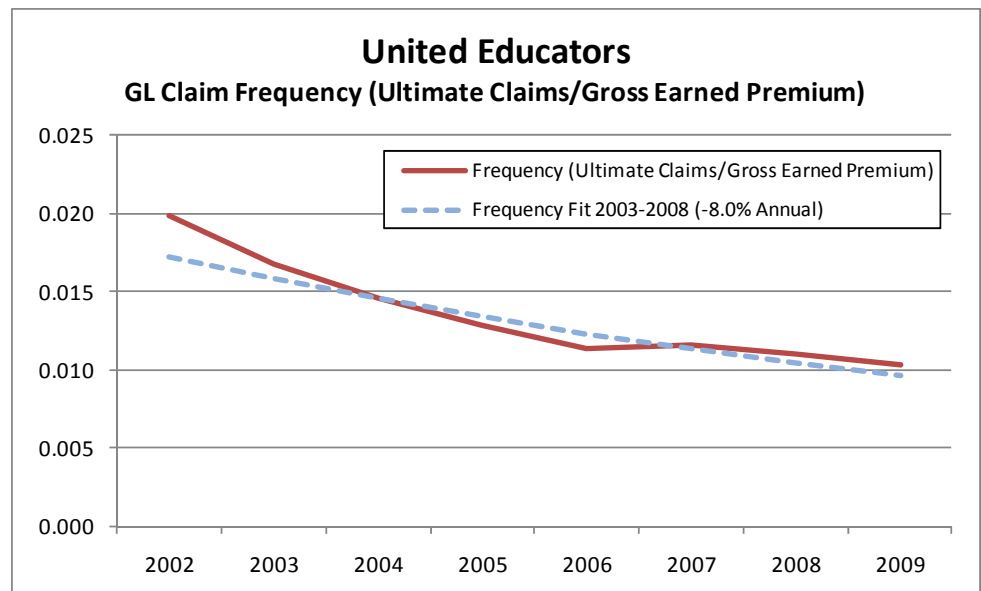
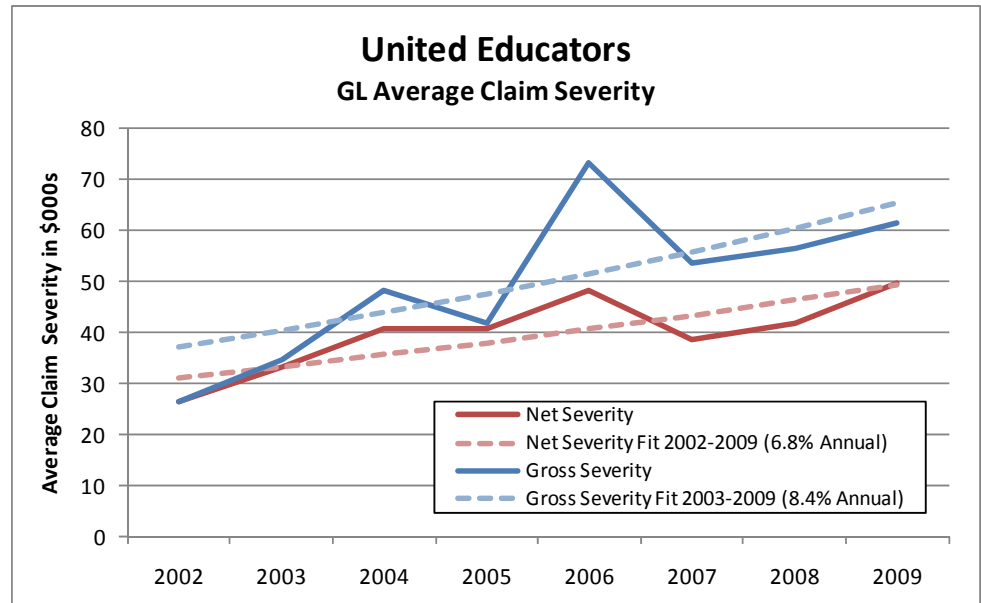


UE's GL results

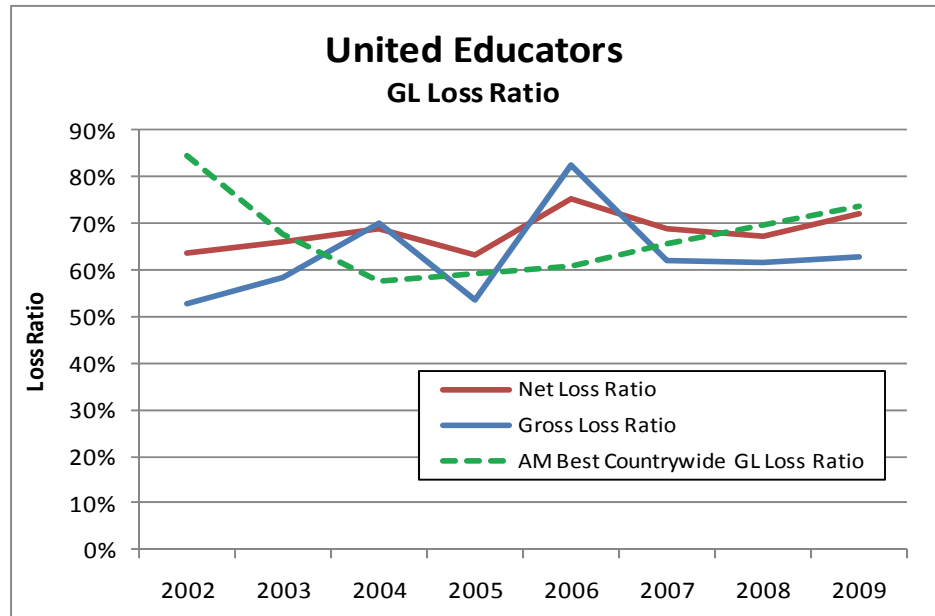
- Claim severity has been increasing at a rate of about 7%-8% annually.
- Frequency relative to premium has been decreasing by about 8% annually.
- Net loss ratios have been fairly stable.
- Net underwriting ratios have increased over the last five years.

Market Focus: United Educators

United Educators (UE) is a Vermont-based risk retention group insuring over 1,000 universities and other educational institutions. UE's general liability (GL) average claim severity, claim frequency, and loss ratios for the last eight coverage years, and underwriting and operating ratios for the last five years, are shown below. This information is based on their most recent publicly filed annual statement, a copy of which can be obtained from the [National Association of Insurance Commissioners](#).



Market Focus:
United Educators (continued)



United Educators Financial Results

	<u>2005</u>	<u>2006</u>	<u>2007</u>	<u>2008</u>	<u>2009</u>
Net Underwriting Ratio (Excl. Investment Income)	89.2%	89.4%	91.7%	92.7%	95.5%
Net Operating Ratio (Incl. Investment Income)	76.1%	60.7%	71.2%	70.6%	72.1%

[<< Previous Article](#)

[Full Bulletin](#)
[CASCO Website](#)

[Next Article >>](#)